



# Train the trainers

2-day hands-on workshop

DR CHRISTIAN DEL REY SCHNITZLER

SEA | ZEISS

# Course Program

**1<sup>st</sup> day**



- **Zeiss EXTARO 300: The Gamechanger**
- Basic microscope set-up introduction
  - **Hands-on exercise:** Composite coin
- Augmented visualization modes: When to use them in restorative dentistry
- Ergonomics and microscope approach
  - **Hands-on exercise:** No prep composite veneer
    - Use of the TrueLight, NoGlare and Fluorescence Mode

- Indirect vision
- Microscope driven preparations
  - **Hands-on exercise:** Tooth prep
    - For a ceramic crown on an upper incisor
    - Provisional crown to measure thickness and check if tooth reduction is ok

# 2<sup>nd</sup> day



- How to face the learning curve in microscope dentistry
- EXTARO 300- CEREC workflow
  - How to integrate the EXTARO 300 in the digital workflow
- Zeiss Connect App
  - **Hands-on exercise:** Zeiss Connect App
    - *The procedure architect. How to create a step by step 1<sup>st</sup> visit report*
- **Hands-on exercise:** Veneerlay preparation
  - Provisional crown to measure thickness and check if tooth reduction is ok
  - Bonding of the provisional crown | **Fluorescence Mode**
- Documentation

# Hands-on exercises

**1<sup>st</sup> day**



# Composite coin





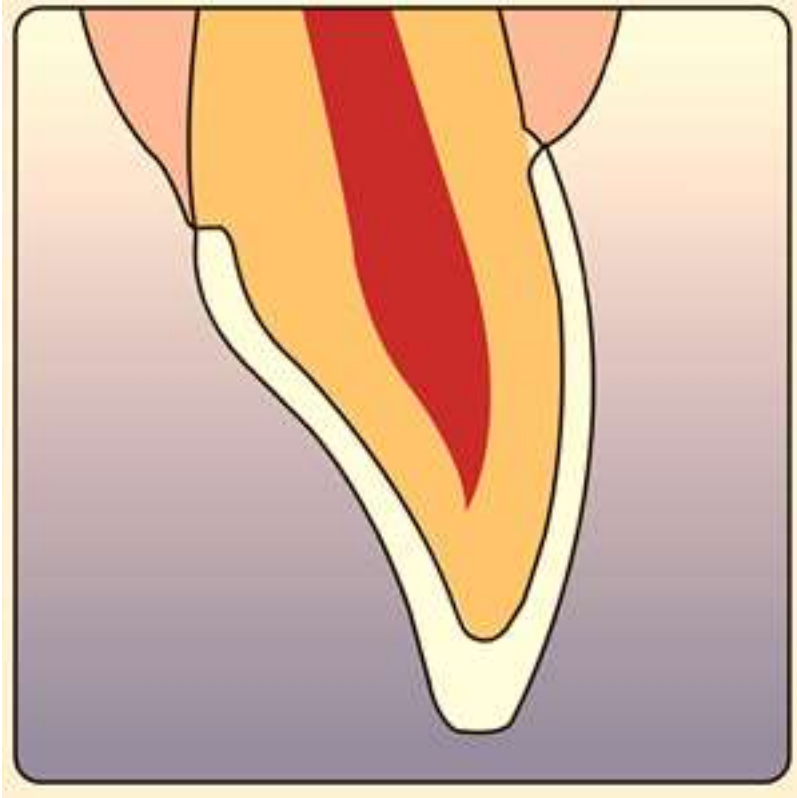
# No prep veneer | TrueLight Mode

# Tooth prep | full crown

Upper lateral incisor

**Tooth prep:**

**Full ceramic crown**











# 2<sup>nd</sup> day

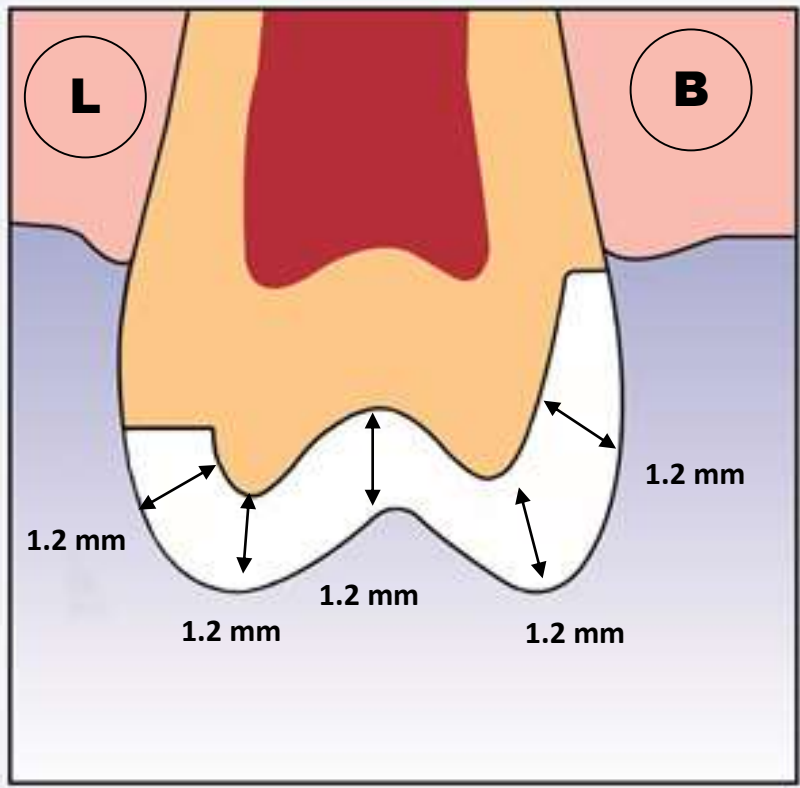
# **Zeiss Connect App:** The procedure Architect



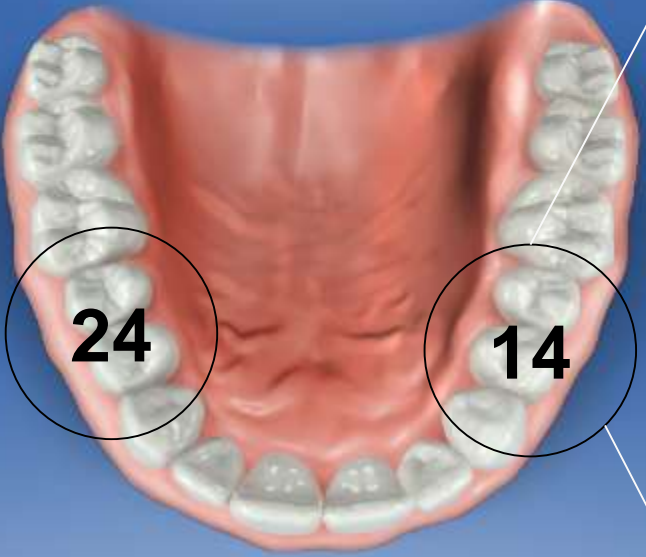
# Prep | **Veneerlay**

# Upper right 1st premolar | Veneerlay

**Material: Celtra Duo**



Eliminating distal contact point



Eliminating mesial contact point





# Materials



- Phantom heads + typodonts+ teeth (Kavo/Frasaco)
  - Increasing speed contra angle 1:5 / contra angle 1:1 / air turbine
  - Burs (attached you can find the pics about the burs)
    - long neck round bur 1,2 mm diameter
    - long neck round bur 1,6 mm diameter
    - chamfer bur 1 mm diameter
    - thin flame shape bur
    - egg shape bur
    - cylinder bur 1 mm diameter
    - Komet minimally invasive bur to prep the composite coin 838M.314.007 or similar
    - Composite polishing burs / cups / discs
  
  - Zetalabor putty silicone (Zhermack)
  - Protemp/Luxatemp (Bis-acryl resin for provisional)
  - Essentia composite GC universal Kit:
    - Normal
    - HiFlow
    - LoFlow
  - Hawe molar matrices transparent or similar
  - Pele Tim Voco
  - Heliobond
  - **Polymerisation light**
- Dental mirror
  - Scalpel handle
  - Scalpel blade n°11 & 12
  - Exploration probe
  - Scissors
  - Glycerine
  - Microbrush
  - Caliper
  - Composite spatula
  - Plumber tape
  
  - Dental floss
  
  - Isolation material:
    - frame
    - forceps
    - punch
    - rubberdam
    - clamp 212

# Phantom head – Typodonts | **Hands-on**



# Handpieces | **Hands-on**



WG-99



WG-56



# Burs | **Hands-on**

1,2 mm



**Long neck**





1,6 mm

Long neck







1,4 mm





# Matrices | **Hands-on**







**FenderWedge®**

Large



**FenderWedge®**

Medium



**FenderWedge®**

Small



**FenderWedge®**

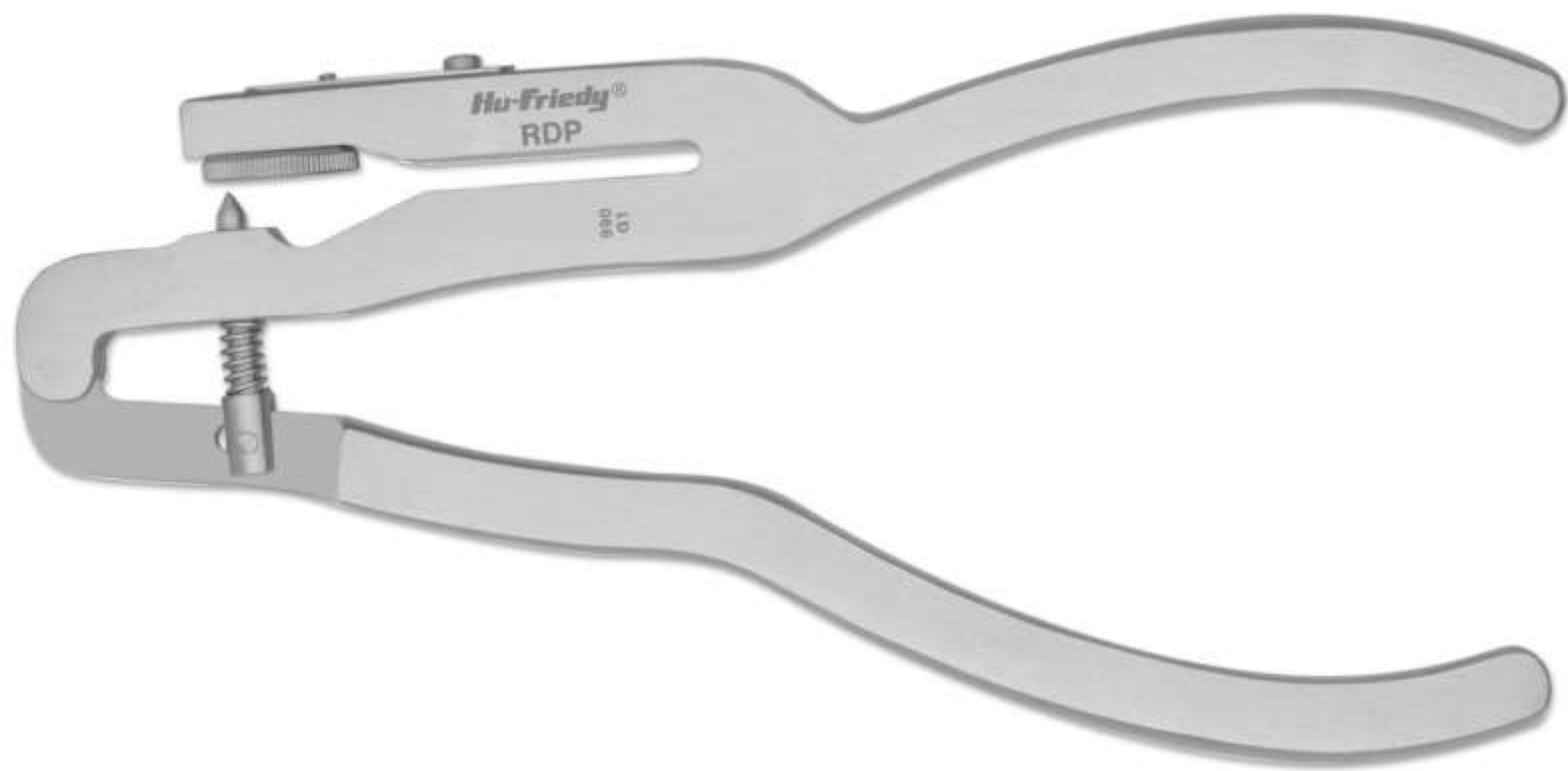
X-small






# Isolation material | **Hands-on**





# Composite – Bis-acryl - Silicone | **Hands-on**















# Polymerization light | **Hands-on**



# Dental floss – Plumber tape - Glycerine | **Hands-on**



# Hand instruments | **Hands-on**

